



REF.

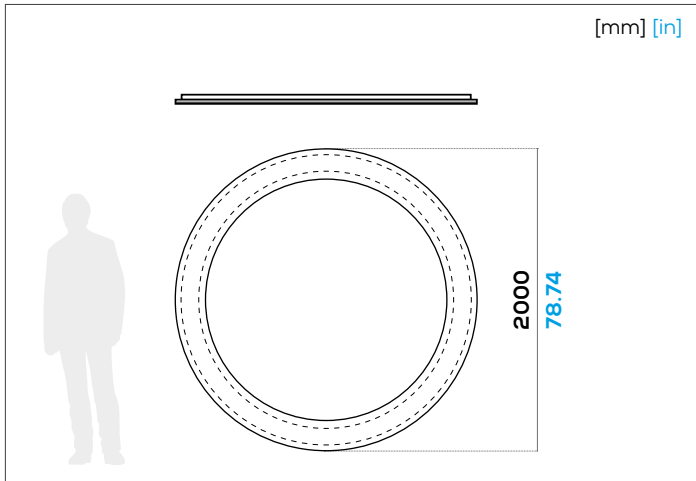
Per ogni voce selezionare l'opzione scelta
For each item select the chosen option

1

.ECLIPSE 200 CEILING

FOLIO®

Q.ty	product type	sizes	LED position	CCT	al finish	op finish	fixing	warranty	dimmm.	LED type	IP Rating	Indirect Light	Spot. Mate	fabric
		020 20												




W 200 W 7.87
 ø 2000 mm ø 78.74 in

Altre dimensioni disponibili.
 Custom size available.

CERTIFICATIONS



APPLICATIONS



TECHNICAL DESCRIPTION

ECLIPSE è la serie di prodotti Folio a geometria circolare con diametri definiti tra **1000 mm e 2000 mm** e larghezza tra 100 mm e 200mm. Omogeneità luminosa garantita dal diffusore opale con spessore 10 mm e dalla lastra interna in metacrilato incisa a laser con tecnologia edge lighting. Protezione esterna con scocca in alluminio per favorire la rigidità e la dissipazione del calore. LED Nichia ad alta efficienza energetica, dimmerabili 0-10 V, DALI, DMX o Casambi. Disponibile nelle versioni con alimentatore remoto o con alimentatore integrato.

ECLIPSE is the series of Folio products of circular form with defined diameters between 1000 mm and 2000 mm and widths between 100 mm and 200mm. Homogeneous luminosity is guaranteed by the opal diffuser with a thickness of 10 mm. The internal methacrylate plate is laser engraved with lighting edge technology. The external protection of an aluminum shell favours rigidity and heat dissipation. The Nichia LEDs with high energy efficiency, are dimmable 0-10 V, DALI, DMX or Casambi. Available either with remote or integrated power supply.



REF.

Per ogni voce selezionare l'opzione scelta
For each item select the chosen option

2

.ECLIPSE 200 CEILING

FOLIO®

product type	sizes	LED position	CCT	al finish	op finish	fixing	warranty	dimm.	LED type	IP Rating	Indirect Light	Spot. Mate	fabric
Q.ty	020 20												

OPTION .A
versione **alimentazione remota**
remote power supply version

49
(23 + 26)
192
(0.90 + 1.02)
Ø
W

OPTION .B
versione **alimentazione integrata**
integrated power supply version

NON DISPONIBILE per ECLIPSE 200.
NOT AVAILABLE for ECLIPSE 200.

Ø

QUANTITÀ
QUANTITIESW 200 W 7.87
Ø 2000 mm Ø 78.74 in

PHYSICAL SPECS.

Tipologia di prodotto:
Product type:**E.A** Versione con **alimentazione remota**
(alimentatore non incluso)
Remote power supply version
(power supply not included)Spessore:
Thickness:49 mm
1.92 inPeso:
Weight:42 kg
92.59 lbMateriali:
Materials:Alluminio - Metacrilato
Aluminum - MethacrylateDimensioni:
Sizes:**W** 200 mm
7.87 in**Ø** 2000 mm
78.74 in

GENERAL SPECS.

Installazione:
Fixing:**C** A soffitto
CeilingAmbiente di utilizzo:
Environment of use:Interno
IndoorDurata LED:
LED lifespan:L90 > 60.000 ore a 50° Celsius
L90 > 60.000 hours at 50° CelsiusBlue light risk group:
Blue light risk group:EXEMPT UNLIMITED (200 mm)
EXEMPT UNLIMITED (7.87 in)Garanzia:
Warranty:**2Y** 2 anni
2 years**5Y** Su richiesta estensione fino a 5 anni
On request extension up to 5 years

FINISHES

Finiture alluminio:
Aluminum finishes:**W** bianco
white**B** nero
black**S** speciale (verniciatura o ossidazione)
special (liquid painting or oxidation)Finiture opale:
Opal finishes:**M** opaco
matte**G** lucido
gloss**OM** opale fresato
opal milling**OS** opale inciso laser
opal sculpture**OP** opale + stampa
opal + print**OA** opale + stampa lucida (Folio Art)
opal + glossy print (Folio Art)



.ECLIPSE 200 CEILING



Q.ty	product type	sizes	LED position	CCT	al finish	op finish	fixing	warranty	dimm.	LED type	IP Rating	Indirect Light	Spot. Mate	fabric
		020 20												

ELECTRICAL SPECS.

Voltaggio:

Voltage:

Driver - alimentatore:

Driver - power supply:

Dimmerabilità:

Dimmability:

- 24V DC
- AC/DC 24V
- O10** 0-10 V
- DA** DALI
- DM** DMX
- CA** Casambi

LED

Tipologia LED:

LED type:

- N** **NICHIA 757 R9050**
- O** *Nichia Optisolis™ (su richiesta)*
Nichia Optisolis™ (on request)
- V** *Nichia Vitasolis™ (su richiesta)*
Nichia Vitasolis™ (on request)

Posizione LED:

LED position:

- P1** Perimetro esterno
External perimeter
- P2** Perimetro esterno ed interno
External and internal perimeters

Consumo:

Consumption:

- P1** 157 W
- P2** 226 W

Flusso luminoso output:

Luminous flux output:

- P1** 4537 lm
- P2** 8250 lm

Indice di resa cromatica:

Color rendering index:

- N** Standard:
CRI = Ra min. 90 - R9 min. 50
- O** *Su richiesta Ra = 100*
(Nichia Optisolis™)
On request Ra = 100
(Nichia Optisolis™)

Grado di protezione:

IP rating:

- 40** Standard:
IP40
- 65** *IP65 (su richiesta)*
IP65 (on request)
- DL** *Damp Location (su richiesta)*
Damp Location (on request)

Temperatura colore LED:

LED color temp. (CCT):

- 27** 2700 K
- 30** 3000 K
- 35** 3500 K
- 40** 4000 K
- 57** 5700 K
- TW** Tunable White (2700 K - 5700 K)
- RQ** *Su richiesta 2000K, 2200K, 2500K,*
5000K, 6500K, RGB, RGBW and
RGBTW
On request 2000K, 2200K, 2500K,
5000K, 6500K, RGB, RGBW and
RGBTW

UGR

Indici di riflessione:

Reflectance indexes:

UGR trasversale:

UGR crosswise:

UGR longitudinale:

UGR endwise:

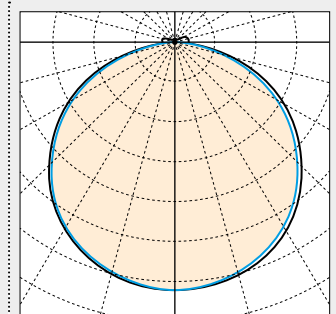
X = 4H, Y = 8H, S = 0,25H
70/ 50/ 20

< 19

< 19

POLAR DIAGRAM

[cd/klm]



C180 C270 C0 C90



REF.

Per ogni voce selezionare l'opzione scelta
For each item select the chosen option

4

.ECLIPSE 200 CEILING

FOLIO®

Q.ty	product type	sizes	LED position	CCT	al finish	op finish	fixing	warranty	dimmm.	LED type	IP Rating	Indirect Light	Spot. Mate	fabric
		020 20												

LIGHTING ACCESSORIES

Folio Indirect Light:



- FOLIO BASE**
- 27 2700 K
- 30 3000 K
- 35 3500 K
- 40 4000 K
- 57 5700 K
- RQ *Su richiesta 2000K, 2200K, 2500K, 6500K, RGB and RGBW*
On request 2000K, 2200K, 2500K, 6500K, RGB and RGBW

- FOLIO LINEAR**
- TINY TINY
- TY45 TINY 45
- STK STOCKY

- 30 3000 K
- 40 4000 K
- 57 5700 K
- TW Tunable White (2700 K - 5700 K)
- R RGB
- RQ *Su richiesta 2000K, 2200K, 2500K, 2700K, 3500K and 6500K*
On request 2000K, 2200K, 2500K, 2700K, 3500K and 6500K

Tessuto fonoassorbente:
Sound-absorbing fabric:

- SA Colori su richiesta
Colors on request

Folio Spot.Mate®:



- DQ Domino Quad Qty.
- DL Domino Linear Qty.
- 26.t Pico 26.t Qty.
- 26.a Pico 26.a Qty.
- 40.t Micro 40.t Qty.
- 40.a Micro 40.a Qty.
- 62.a Mini 62.a Qty.
- 77.a Midi 77.a Qty.

KEY TO SYMBOLS

Folio Indirect Light:



Folio Spot.Mate®:

