



REF.

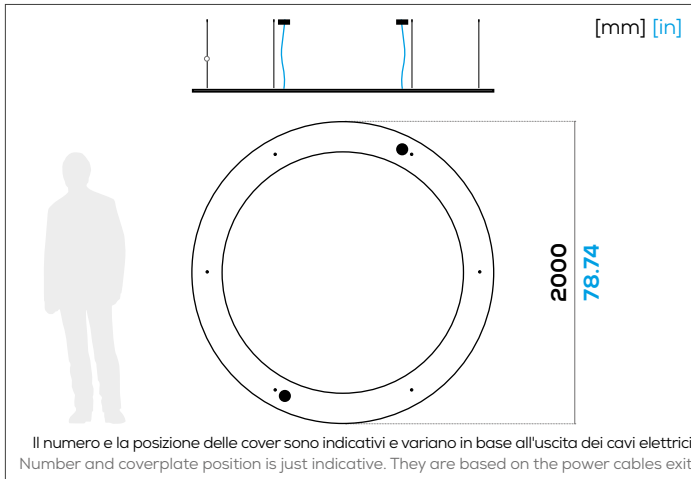
Per ogni voce selezionare l'opzione scelta
For each item select the chosen option

1

.ECLIPSE 200 SUSPENDED

FOLIO®

	product type	sizes	LED position	CCT	al finish	op finish	fixing	cables length	warranty	dimmm.	LED type	IP Rating	Indirect Light	Spot. Mate	fabric
Q.ty		02 20													



W 200 W 7.87
 ø 2000 mm ø 78.74 in

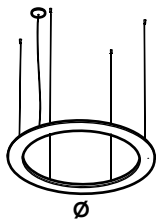
Altre dimensioni disponibili.
 Custom size available.

CERTIFICATIONS

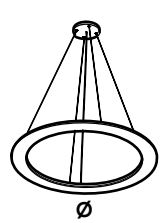


APPLICATIONS

Standard a sospensione
 Suspended standard



Speciale a sospensione
 Suspended special



Il numero e la posizione dei cavi di sospensione e delle cover nel disegno sono indicativi.

The number and the position of the suspension cables and coverplates in the drawing are indicative.

TECHNICAL DESCRIPTION

ECLIPSE è la serie di prodotti Folio a geometria circolare con diametri definiti tra **1000 mm e 2000 mm** e larghezza tra 100 mm e 200mm. Omogeneità luminosa garantita dal diffusore opale con spessore 10 mm e dalla lastra interna in metacrilato incisa a laser con tecnologia edge lighting. Protezione esterna con scocca in alluminio per favorire la rigidità e la dissipazione del calore. LED Nichia ad alta efficienza energetica, dimmerabili 0-10 V, DALI, DMX o Casambi. Disponibile nelle versioni con alimentatore remoto o con alimentatore integrato.

ECLIPSE is the series of Folio products of circular form with defined diameters between 1000 mm and 2000 mm and widths between 100 mm and 200mm. Homogeneous luminosity is guaranteed by the opal diffuser with a thickness of 10 mm. The internal methacrylate plate is laser engraved with lighting edge technology. The external protection made of an aluminum shell favours rigidity and heat dissipation. The Nichia LEDs with high energy efficiency, are dimmable 0-10 V, DALI, DMX or Casambi. Available either with remote or integrated power supply.





REF.

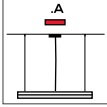
Per ogni voce selezionare l'opzione scelta
For each item select the chosen option

2

.ECLIPSE 200 SUSPENDED

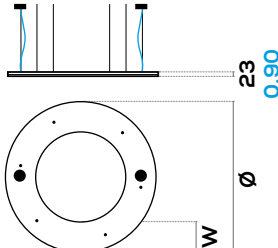
FOLIO®

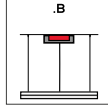
product type	sizes	LED position	CCT	al finish	op finish	fixing	cables length	warranty	dimmm.	LED type	IP Rating	Indirect Light	Spot. Mate	fabric
Q.ty	02 20													



OPTION .A
versione **alimentazione remota**
remote power supply version

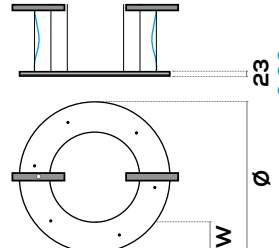
Il numero e la posizione dei cavi di sospensione e delle cover nel disegno sono indicativi.
The number and the position of the suspension cables and coverplates in the drawing are indicative.





OPTION .B
versione **alimentazione integrata**
integrated power supply version

Il numero e la posizione dei cavi di sospensione e delle cover nel disegno sono indicativi.
The number and the position of the suspension cables and coverplates in the drawing are indicative.



QUANTITÀ
QUANTITIES



W 200 W 7.87
ø 2000 mm ø 78.74 in



PHYSICAL SPECS.

Tipologia di prodotto:
Product type:

- E.A** Versione con **alimentazione remota**
(alimentatore non incluso)
Remote power supply version
(power supply not included)
- E.B** Versione con **alimentazione integrata**
(alimentatore non incluso)
Integrated power supply version
(power supply not included)

Spessore:
Thickness:

23 mm
0.90 in

Peso:
Weight:

49 kg
108.03 lb

Materiali:
Materials:

Alluminio - Metacrilato
Aluminum - Methacrylate

Dimensioni:
Sizes:

W 200 mm
7.87 in
Ø 2000 mm
78.74 in

Cavi di sospensione:
Suspension cables:

6

Lunghezza cavi sosp.:
Cable susp. length:

- 3** Standard: 3000 mm
Standard: 118.11 in
- 5** 5000 mm (su richiesta)
196.86 in (on request)

Cover cavo alimentazione:
Power cable coverplate:

Tonda
Round

GENERAL SPECS.

Installazione:
Fixing:

- S** Standard a sospensione
Suspended standard

Fixing:

- U** Speciale a sospensione
Suspended special

Ambiente di utilizzo:
Environment of use:

- Interno
Indoor

Durata LED:
LED lifespan:

L90 > 60.000 ore a 50° Celsius
L90 > 60.000 hours at 50° Celsius

Blue light risk group:
Blue light risk group:

EXEMPT UNLIMITED (200 mm)
EXEMPT UNLIMITED (7.87 in)

Garanzia:
Warranty:

- 2Y** 2 anni
2 years
- 5Y** Su richiesta estensione fino a 5 anni
On request extension up to 5 years

FINISHES

Finiture alluminio:
Aluminum finishes:

- W** bianco
white
- B** nero
black
- S** speciale (verniciatura o ossidazione)
special (liquid painting or oxidation)

Finiture opale:
Opal finishes:

- M** opaco
matte
- G** lucido
gloss
- OM** opale fresato
opal milling
- OS** opale inciso laser
opal sculpture
- OP** opale + stampa
opal + print
- OA** opale + stampa lucida (Folio Art)
opal + glossy print (Folio Art)



.ECLIPSE 200 SUSPENDED



Q.ty	product type	sizes	LED position	CCT	al finish	op finish	fixing	cables length	warranty	dimm.	LED type	IP Rating	Indirect Light	Spot. Mate	fabric
		02 20													

ELECTRICAL SPECS.

Vtaggio:

Voltage:

Driver - alimentatore:

Driver - power supply:

Dimmerabilità:

Dimmability:

24V DC

AC/DC 24V

 O10 0-10 V **DA** DALI **DM** DMX **CA** Casambi

Grado di protezione:

IP rating:

 40 Standard:**IP40** **65** IP65 (su richiesta)

IP65 (on request)

 DL Damp Location (su richiesta)

Damp Location (on request)

LED

Tipologia LED:

LED type:

 N **NICHIA 757 R9050** **O** Nichia Optisolis™ (su richiesta)
Nichia Optisolis™ (on request) **V** Nichia Vitasolis™ (su richiesta)
Nichia Vitasolis™ (on request)

Temperatura colore LED:

LED color temp. (CCT):

 27 2700 K **30** 3000 K **35** 3500 K **40** 4000 K **57** 5700 K **TW** Tunable White (2700 K - 5700 K) **RQ** Su richiesta 2000K, 2200K, 2500K,
5000K, 6500K, RGB, RGBW and
RGBTWOn request 2000K, 2200K, 2500K,
5000K, 6500K, RGB, RGBW and
RGBTW

Posizione LED:

LED position:

 P1 Perimetro esterno
External perimeter **P2** Perimetro esterno ed interno
External and internal perimeters

Consumo:

Consumption:

P1 157 W**P2** 280 W

UGR

Indici di riflessione:

Reflectance indexes:

X = 4H, Y = 8H, S = 0,25H

70/ 50/ 20

UGR trasversale:

UGR crosswise:

< 19

UGR longitudinale:

UGR endwise:

< 19

POLAR DIAGRAM

Flusso luminoso output:

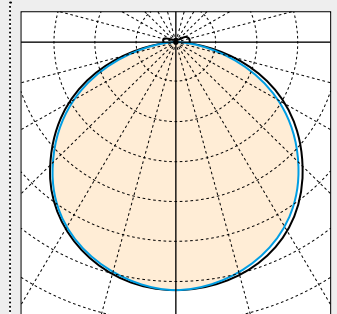
Luminous flux output:

P1 4537 lm**P2** 8250 lm

[cd/klm]

Indice di resa cromatica:

Color rendering index:

N Standard:
CRI = Ra min. 90 - R9 min. 50**O** Su richiesta Ra = 100
(Nichia Optisolis™)
On request Ra = 100
(Nichia Optisolis™)

C180 C270 C0 C90



REF.

Per ogni voce selezionare l'opzione scelta
For each item select the chosen option

4

.ECLIPSE 200 SUSPENDED

FOLIO®

Q.ty	product type	sizes	LED position	CCT	al finish	op finish	fixing	cables length	warranty	dimmm.	LED type	IP Rating	Indirect Light	Spot. Mate	fabric
		02 20													

LIGHTING ACCESSORIES

Folio Indirect Light:



- FOLIO BASE**
- 27 2700 K
- 30 3000K
- 35 3500K
- 40 4000K
- 57 5700K
- RQ *Su richiesta 2000K, 2200K, 2500K, 6500K, RGB and RGBW*
On request 2000K, 2200K, 2500K, 6500K, RGB and RGBW

- FOLIO LINEAR**
- TINY TINY
- TY45 TINY 45
- STK STOCKY

- 30 3000K
- 40 4000K
- 57 5700K
- TW Tunable White (2700 K - 5700 K)
- R RGB
- RQ *Su richiesta 2000K, 2200K, 2500K, 2700K, 3500K and 6500K*
On request 2000K, 2200K, 2500K, 2700K, 3500K and 6500K

Tessuto fonoassorbente:
Sound-absorbing fabric:

- SA Colori su richiesta
Colors on request

Folio Spot.Mate®:



- DQ Domino Quad Qty.
- DL Domino Linear Qty.
- 26.t Pico 26.t Qty.
- 26.a Pico 26.a Qty.
- 40.t Micro 40.t Qty.
- 40.a Micro 40.a Qty.
- 62.a Mini 62.a Qty.
- 77.a Midi 77.a Qty.

KEY TO SYMBOLS

Folio Indirect Light:



Folio Spot.Mate®:

