



REF.


Per ogni voce selezionare l'opzione scelta  
For each item select the chosen option

1

# .GIRO WALL

FOLIO®

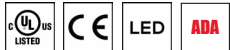
Q.ty	product type	sizes	LED position	CCT	al finish	op finish	fixing	warranty	dimmm.	LED type	IP Rating	Indirect Light	Track System	Spot. Mate
		06												



ø 600 mm    ø 23.62 in

Altre dimensioni disponibili.  
Custom size available.

## CERTIFICATIONS



## APPLICATIONS



## TECHNICAL DESCRIPTION

GIRO è la serie di prodotti Folio a geometria circolare con diametri definiti tra **400 mm e 1200 mm**. Omogeneità luminosa garantita dal diffusore opale con spessore 10 mm e dalla lastra interna in metacrilato incisa a laser con tecnologia edge lighting. Protezione esterna con scocca in alluminio per favorire la rigidità e la dissipazione del calore. LED Nichia ad alta efficienza energetica, dimmerabili 0-10 V, DALI, DMX o Casambi. Disponibile nelle versioni con alimentatore remoto o con alimentatore integrato.

GIRO is a series of Folio products of circular form with defined diameters between 400 mm and 1200 mm. Homogeneous luminosity is guaranteed by the opal diffuser with a thickness of 10 mm. The internal methacrylate plate is laser engraved with lighting edge technology. The external protection made of an aluminum shell favours rigidity and heat dissipation. The Nichia LEDs with high energy efficiency, are dimmable 0-10 V, DALI, DMX or Casambi. Available either with remote or integrated power supply.



REF.

Per ogni voce selezionare l'opzione scelta  
For each item select the chosen option

2

# .GIRO WALL

FOLIO®

product type	sizes	LED position	CCT	al finish	op finish	fixing	warranty	dimmm.	LED type	IP Rating	Indirect Light	Track System	Spot. Mate
Q.ty	06												

**OPTION .A**  
versione **alimentazione remota**  
remote power supply version

Ø **63**  
(23 + 40)  
**2.48**  
(0.90 + 1.58)

CE  
UL LISTED

**OPTION .B**  
versione **alimentazione integrata**  
integrated power supply version

Ø **63**  
(23 + 40)  
**2.48**  
(0.90 + 1.58)

CE

Posizionamento del box/alimentatore  
Positioning of box/driver

QUANTITÀ  
QUANTITIES

Ø 600 mm    Ø 23.62 in



## PHYSICAL SPECS.

Tipologia di prodotto:  
Product type:

- G.A** Versione con **alimentazione remota**  
(alimentatore non incluso)  
**Remote power supply** version  
(power supply not included)
- G.B** Versione con **alimentazione integrata**  
(alimentatore non incluso)  
**Integrated power supply** version  
(power supply not included)

Spessore:  
Thickness:63 mm  
2.48 inPeso:  
Weight:12 kg  
26.45 lbMateriali:  
Materials:Alluminio - Metacrilato  
Aluminum - MethacrylateDimensioni:  
Sizes:Ø 600 mm  
23.62 in

## GENERAL SPECS.

Installazione:  
Fixing:

- W** A parete  
Wall

Ambiente di utilizzo:  
Environment of use:Interno  
IndoorDurata LED:  
LED lifespan:L90 > 60.000 ore a 50° Celsius  
L90 > 60.000 hours at 50° CelsiusBlue light risk group:  
Blue light risk group:EXEMPT UNLIMITED (200 mm)  
EXEMPT UNLIMITED (7.87 in)Garanzia:  
Warranty:

- 2Y** 2 anni  
2 years
- 5Y** Su richiesta estensione fino a 5 anni  
On request extension up to 5 years

## FINISHES

Finiture alluminio:  
Aluminum finishes:

- W** bianco  
white
- B** nero  
black
- S** speciale (verniciatura o ossidazione)  
special (liquid painting or oxidation)

Finiture opale:  
Opal finishes:

- M** opaco  
matte
- G** lucido  
gloss
- OM** opale fresato  
opal milling
- OS** opale inciso laser  
opal sculpture
- OP** opale + stampa  
opal + print
- OA** opale + stampa lucida (Folio Art)  
opal + glossy print (Folio Art)



# .GIRO WALL



Q.ty	product type	sizes	LED position	CCT	al finish	op finish	fixing	warranty	dimm.	LED type	IP Rating	Indirect Light	Track System	Spot. Mate
		06												

## ELECTRICAL SPECS.

Vtaggio:

Voltage:

Driver - alimentatore:

Driver - power supply:

Dimmerabilità:

Dimmability:

24V DC

AC/DC 24V

 **O10** 0-10 V **DA** DALI **DM** DMX **CA** Casambi

Grado di protezione:

IP rating:

 **40** Standard:**IP40** **65** IP65 (su richiesta)

IP65 (on request)

 **DL** Damp Location (su richiesta)

Damp Location (on request)

## LED

Tipologia LED:

LED type:

 **N** **NICHIA 757 R9050** **O** Nichia Optisolis™ (su richiesta)

Nichia Optisolis™ (on request)

 **V** Nichia Vitasolis™ (su richiesta)

Nichia Vitasolis™ (on request)

Posizione LED:

LED position:

 **P1** Perimetro

Perimeter

Consumo:

Consumption:

 **P1** 47 W

## UGR

Indici di riflessione:

Reflectance indexes:

UGR trasversale:

UGR crosswise:

UGR longitudinale:

UGR endwise:

X = 4H, Y = 8H, S = 0,25H

70/ 50/ 20

&lt; 19

&lt; 19

## POLAR DIAGRAM

Flusso luminoso output:

Luminous flux output:

 **P1** 2035 lm

[cd/klm]

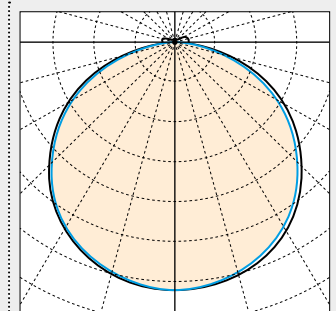
Indice di resa cromatica:

Color rendering index:

 **N** Standard:  
CRI = Ra min. 90 - R9 min. 50 **O** Su richiesta Ra = 100  
(Nichia Optisolis™)

On request Ra = 100

(Nichia Optisolis™)





REF.

Per ogni voce selezionare l'opzione scelta  
For each item select the chosen option

4

# .GIRO WALL

FOLIO®

Q.ty	product type	sizes	LED position	CCT	al finish	op finish	fixing	warranty	dimmm.	LED type	IP Rating	Indirect Light	Track System	Spot. Mate
		06												

## LIGHTING ACCESSORIES

Folio Indirect Light:



- FOLIO BASE**
- 27 2700 K
  - 30 3000K
  - 35 3500K
  - 40 4000K
  - 57 5700K
  - RQ *Su richiesta 2000K, 2200K, 2500K, 6500K, RGB and RGBW*  
*On request 2000K, 2200K, 2500K, 6500K, RGB and RGBW*

### FOLIO LINEAR

- TINY TINY
- TY45 TINY 45
- STK STOCKY
- 30 3000K
- 40 4000K
- 57 5700K
- TW Tunable White (2700 K - 5700 K)
- R RGB
- RQ *Su richiesta 2000K, 2200K, 2500K, 2700K, 3500K and 6500K*  
*On request 2000K, 2200K, 2500K, 2700K, 3500K and 6500K*

Folio Track System®:



Folio Spot.Mate®:



- 26.a Pico 26.a Qty.
  - 40.a Micro 40.a Qty.
- Lungh. fino a 3000 mm  
Length up to 118.11 in

- DQ Domino Quad Qty.
- DL Domino Linear Qty.
- 26.t Pico 26.t Qty.
- 26.a Pico 26.a Qty.
- 40.t Micro 40.t Qty.
- 40.a Micro 40.a Qty.
- 62.a Mini 62.a Qty.
- 77.a Midi 77.a Qty.

### KEY TO SYMBOLS

Folio Indirect Light:



Folio Track System®:



Folio Spot.Mate®:

